




ITEX 24

• The variable and structure changing pattern of BCI's crime subcategory offenders by the power and by raising target in past year stage. Lack of data in frequency and crime level, and at several variables in average indicate that needs to be carefully managed.



Methods



- which would decrease the size of the study sample from 50% to 40%.

is 200% more than the 1990 level, and is projected to increase to 250% by 2005.

- **transformation** = change in form
- **transformation** = change in form
- **transformation** = change in form

- Status of Innovation**
TTL – week 8

792 -- 2007-08

- © 2000 Blackwell Science Ltd
Journal of Internal Medicine 247: 395–401

© International Commission
© Theoretical physicist

- Mathematical modeling
 - Technical design
 - Manufacturing
 - Software support
 - Simulation support
 - Training
- Collaborative**

Augmented Reality (AR) and

- Acknowledgment** Research supported by the National Science Foundation Grant DMR-0706892.

Category	Item	Value
Category 1	Item 1	Value 1
Category 2	Item 2	Value 2
Category 3	Item 3	Value 3
Category 4	Item 4	Value 4
Category 5	Item 5	Value 5
Category 6	Item 6	Value 6
Category 7	Item 7	Value 7
Category 8	Item 8	Value 8
Category 9	Item 9	Value 9
Category 10	Item 10	Value 10
Category 11	Item 11	Value 11
Category 12	Item 12	Value 12
Category 13	Item 13	Value 13
Category 14	Item 14	Value 14
Category 15	Item 15	Value 15
Category 16	Item 16	Value 16
Category 17	Item 17	Value 17
Category 18	Item 18	Value 18
Category 19	Item 19	Value 19
Category 20	Item 20	Value 20
Category 21	Item 21	Value 21
Category 22	Item 22	Value 22
Category 23	Item 23	Value 23
Category 24	Item 24	Value 24
Category 25	Item 25	Value 25
Category 26	Item 26	Value 26
Category 27	Item 27	Value 27
Category 28	Item 28	Value 28
Category 29	Item 29	Value 29
Category 30	Item 30	Value 30
Category 31	Item 31	Value 31
Category 32	Item 32	Value 32
Category 33	Item 33	Value 33
Category 34	Item 34	Value 34
Category 35	Item 35	Value 35
Category 36	Item 36	Value 36
Category 37	Item 37	Value 37
Category 38	Item 38	Value 38
Category 39	Item 39	Value 39
Category 40	Item 40	Value 40
Category 41	Item 41	Value 41
Category 42	Item 42	Value 42
Category 43	Item 43	Value 43
Category 44	Item 44	Value 44
Category 45	Item 45	Value 45
Category 46	Item 46	Value 46
Category 47	Item 47	Value 47
Category 48	Item 48	Value 48
Category 49	Item 49	Value 49
Category 50	Item 50	Value 50
Category 51	Item 51	Value 51
Category 52	Item 52	Value 52
Category 53	Item 53	Value 53
Category 54	Item 54	Value 54
Category 55	Item 55	Value 55
Category 56	Item 56	Value 56
Category 57	Item 57	Value 57
Category 58	Item 58	Value 58
Category 59	Item 59	Value 59
Category 60	Item 60	Value 60
Category 61	Item 61	Value 61
Category 62	Item 62	Value 62
Category 63	Item 63	Value 63
Category 64	Item 64	Value 64
Category 65	Item 65	Value 65
Category 66	Item 66	Value 66
Category 67	Item 67	Value 67
Category 68	Item 68	Value 68
Category 69	Item 69	Value 69
Category 70	Item 70	Value 70
Category 71	Item 71	Value 71
Category 72	Item 72	Value 72
Category 73	Item 73	Value 73
Category 74	Item 74	Value 74
Category 75	Item 75	Value 75
Category 76	Item 76	Value 76
Category 77	Item 77	Value 77
Category 78	Item 78	Value 78
Category 79	Item 79	Value 79
Category 80	Item 80	Value 80
Category 81	Item 81	Value 81
Category 82	Item 82	Value 82
Category 83	Item 83	Value 83
Category 84	Item 84	Value 84
Category 85	Item 85	Value 85
Category 86	Item 86	Value 86
Category 87	Item 87	Value 87
Category 88	Item 88	Value 88
Category 89	Item 89	Value 89
Category 90	Item 90	Value 90
Category 91	Item 91	Value 91
Category 92	Item 92	Value 92
Category 93	Item 93	Value 93
Category 94	Item 94	Value 94
Category 95	Item 95	Value 95
Category 96	Item 96	Value 96
Category 97	Item 97	Value 97
Category 98	Item 98	Value 98
Category 99	Item 99	Value 99
Category 100	Item 100	Value 100

-

1

- L**



• *Public Company, Not*

- 

Equipment for preparing specimens for growing point, water, larvae etc.

- Equipped with industrial modular underwater sensor module for efficient data logging (about 1000 270m).

- Enhanced measuring efficiency
- Improved integration

- Comprehensive coverage and 24-alarms
- Comprehensive data collection (temperature, pressure and depth)
- Predictive maintenance
- Reduces the need for manual log
- Applicable to various underwater environment (swimming pools, oil rigs, etc.)
- Contribute to environment aware efforts, promoting cleaner and be aquatic recreation

© 1995, Lippincott-Raven

- DOI: 10.1002/for

- #### Publications

Measurement of the following variables was used to assess the effect of the intervention:

- www.limpia.edu

www.umpaa.edu.my

Associate Professor Dr. Roslinazairimah produces electricity forecasting software for electric cars

15 July 2024

PEKAN, 27 May 2024 – It is common knowledge that the use of electric cars in Malaysia is gaining attention, especially Malaysian automotive enthusiasts and consumers.

However, the increasing use of electric cars will also affect the generation and distribution of electricity in Malaysia because the battery capacity of electric cars is large and needs to be connected to the electricity supply system to be charged.

The lecturer of the Centre for Mathematical Sciences (PSM) Universiti Malaysia Pahang Al-Sultan Abdullah (UMPSA), Associate Professor Dr. Roslinazairimah Zakaria produced software to predict the electricity requirements with high accuracy using statistical modelling hybridised with machine learning models.

This research was conducted with the lecturer of PSM UMPSA, Dr. Siti Roslindar Yaziz, lecturer of Universiti Teknologi Mara (UiTM), Dr. Noor Fadhilah Ahmad Radi and UMPSA postgraduate student, Syahrizal Salleh.

According to her, the increase in the use of electric cars in Malaysia will lead to an increase in the need for electricity that needs to be generated by electricity producing industries such as Tenaga Nasional Berhad (TNB).

“An accurate electricity demand forecasting model is absolutely necessary to avoid demand exceeding the capacity of the electricity generated.


“The lack of electricity can cause power outages, affect other industries and further stunt the country’s economic growth.

“The need for electricity from private chargers is dynamic because it depends on consumer activities such as during festive seasons, weekdays and weekends,” she said.


She added that the location of electricity needs will also change depending on the movement of electric vehicles such as swarm models.

"The infrastructure of the electricity supply system in strategic locations needs to be improved to ensure adequate electricity supply," she said.


DYNAMIC MACHINE LEARNING SYSTEM FOR BEV CHARGING DEMAND PREDICTION



INVENTOR: ROSLINAZAIRIMAH ZAKARIA
FACULTY: CENTRE FOR MATHEMATICAL SCIENCES
UNIVERSITY: UNIVERSITI MALAYSIA PAHANG AL-SULTAN ABDULLAH
EMAIL: roslinazairimah@umpsa.edu.my
CO-INVENTORS: SYAHRIZAL SALLEH, SITI ROSLINDAR YAZIZ, NOOR FADHILAH AHMAD RADI
Copyright: LY2024C01227



UNIVERSITI MALAYSIA PAHANG
AL-SULTAN ABDULLAH



ITEX'24
20TH INTERNATIONAL INVENTION, INNOVATION, TECHNOLOGY EXHIBITION & EXPOSITION, MALAYSIA

Product Background

- A Battery Electric Vehicle (BEV) relies on its onboard battery for propulsion, requiring periodic charging from the electric grid due to its large battery capacity.
- The variable and uncertain charging patterns of BEVs create substantial difficulties for the power grid by causing surges in peak power usage, fluctuations in frequency and voltage levels, and an overall increase in energy demand that needs to be carefully managed.




Fig. 1 Battery charge start data





Fig. 2 Battery charge count data



Methods

- Feature engineering to transform multivariate discrete start-stop BEV charging data to univariate continuous time series BEV
- The use of fixed origin training data window for Long Short-Term Memory model suitable for ML/Dps workflow for production use.

LSTM Model for forecasting BEV load power demand from charging behavior

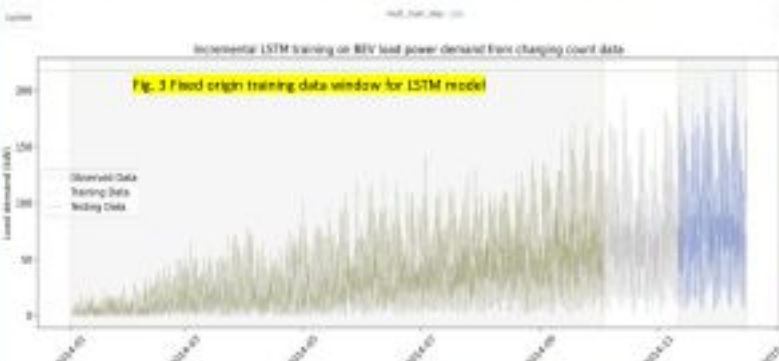


Fig. 3 Fixed origin training data window for LSTM model




Fig. 4 Loss function

Usefulness/ Applicability

- Accurate ultra-short-term forecasting is crucial for ensuring there is enough energy to meet peak demand, preventing financial losses and potential blackouts across the market.
- Statistical model developed able to predict the electricity demand from BEV at high accuracy

Novelty/ Inventiveness

Ready-to-use system

- BEV data transformation procedure
- Forecasting electricity demand using hybrid Box-Jenkins-Machine Learning

Marketability & Commercialization

Electricity utility providers can develop comprehensive ecosystem to fulfil the electricity demand from BEV. TNB, PERCOJA, Sarawak Energy, etc.

Status of Innovation

TRL – level 6

API Services

- Installation and setup
- Technical support
- Maintenance
- Hardware support
- Application support
- Warranty

Achievement/Award

- QIREX 2023
- QIREX 2024

Collaboration

Chinohout Services





Publication

1. Salleh, S., Zakaria, R., Yaziz, S.R. 2024. Enhancing BEV Charging Prediction Using LSTM Networks on Feature-Engineered 1-Minute Resolution Start-Stop Charging Data. Jurnal Teknologi (Scopus, under review)
2. Salleh, S., Zakaria, R., Yaziz, S.R. 2024. Battery Electric Vehicle Charging Load Forecasting Using LSTM on STL Trend, Seasonality and Residual Decomposition. Springer (Scopus, under review)
3. Salleh, S., Zakaria, R., Mansor, M.M. 2024. LSTM Model Performance Comparison Between Estimation of BEV Charging Electricity Load Demand and Its Reconstructed STL Time Series. ICEM, Springer (Scopus, under review)
4. Salleh, S., Zakaria, R., Yaziz, S.R. 2023. Forecasting Electricity Demand from Battery Electric Vehicles using Box-Jenkins Modeling. IEEE (Scopus, under review)

Acknowledgement

UMPSA Distinguished Research Grant: RDU233808
International Matching Grant: UIC241582/RDU242702

Environmental Impact/ SDGs



www.umpsa.edu.my

Malaysia is one of the countries that signed the Paris Agreement (Paris Climate Accords) in 2016 to limit the increase in global temperature to 1.5 °C since the era of industrialisation (starting in 1800).

In 2021, the 26th Conference of the United Nations Climate Change Conference (COP26) known as the Glasgow Climate Pact with the majority of members of the United Nations Framework Convention on Climate Change (UNFCCC) agreed to reduce the use of coal and fossil-based fuels for electricity generation and switch to green technologies to generate electricity such as solar and wind technologies.

She said that now we can be proud when Malaysia has shown a commitment by formulating policies to increase the use of electric cars to reduce carbon dioxide emissions.

“Electric cars rely on the energy stored in the battery to drive them.

“This software can reduce the gap between generation and the demand for electricity needed.

“In turn, it can reduce the risk of power outages and optimise operating costs,” she said.

The research, which began in 2021, was completed in early 2024 using data from a private electric car charger taken from research titled My Electric Avenue in 2017 in the United Kingdom.

According to her, the observed data should be changed to a time series format that can be modelled.

“After that, a statistical model hybridised with a machine learning model was built to predict electric energy consumption by electric cars that are being charged at private chargers for the next few minutes (ultra-short term load forecasting).

“This software can predict the amount of electricity needed with high accuracy at 98.8%.

“To extend the functionality of this software, private electric charging data from electric car manufacturers such as Perodua and Proton are needed to accurately predict electricity demand according to a dynamic location at a time and we have also held preliminary discussions with Perodua,” she said.

She said this is because the electric car private charging data obtained from Perodua or Proton can be analysed using this software to provide accurate information to electricity supply companies such as TNB to plan and develop appropriate and sustainable infrastructure.

“The estimated cost of the software is based on a working day wage of RM2,000 per day for a researcher for a period of five to ten days.

“Previously, I produced a machine learning model to predict chilli prices in Malaysia as well as economic indicators using econometric models,” she said.

The software won a silver medal in the Invention, Creative and Innovation Competition (CITREX) 2023 and CITREX 2024, while it received a gold medal in the 35th International Invention, Innovation & Technology Competition & Exhibition, Malaysia (ITEX) 2024 which took place on 16 to 17 May 2024 at the Kuala Lumpur Convention Centre (KLCC).

By: Nur Hartini Mohd Hatta, Centre for Corporate Communications

- 124 views

[View PDF](#)